

HZY12-65EV Valve Regulated Lead Acid battery.
12 year design life for cycling applications.
12 Volts 65 Ah (C10)

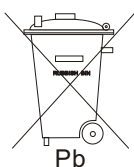
Innovative Features

- Completely maintenance free, sealed construction eliminates the need for watering
- Fully tank formed plates
- Analytical Grade electrolyte
- Spill proof / leak proof
- Valve regulated Max internal pressure 2.5 psi
- Multi-position usage
- ABS Case and cover - V0 on request
- Low self discharge
- FAA and IATA approved as non-hazardous
- Built to comply with IEC 896-2, DIN 43534, BS 6290 Pt4, Eurobat.



Specifications

Nominal Voltage	12 Volts
Nominal Capacity	65Ah (C10 @ 20 °C)
Design Life	12 Years
Operating Temperature	-20 °C to 50 °C
Grid alloy	Calcium / Tin lead alloy
Plates	Flat Pasted
Separator	Microporous polymer
Active material	Very high purity lead
Case and cover	ABS (VO on request)
Charge Voltage	Float 2.25 - 2.30 VPC @25 °C Cycling 2.35 @25 °C Max. 2.4 VPC Max ripple 0.05C (A)
Electrolyte	Gelled Sulphuric acid Analytical grade purity
Venting Valve	EPDM Rubber 1.5 to 2 psi (10.5 - 14 KPa) release pressure. Resealing at 1 psi (7 KPa)
Terminal	Epoxy sealed by extended mechanical paths



Haze Battery Company keenly encourages environmental awareness; PLEASE follow guidelines for the recycling /disposal of lead.

Website: www.hazebattery.com
E mail : sales@hazebattery.com

Sealed Lead Acid 12 Volt Bloc GEL Range
PRODUCT SHEET HZY12-65EV

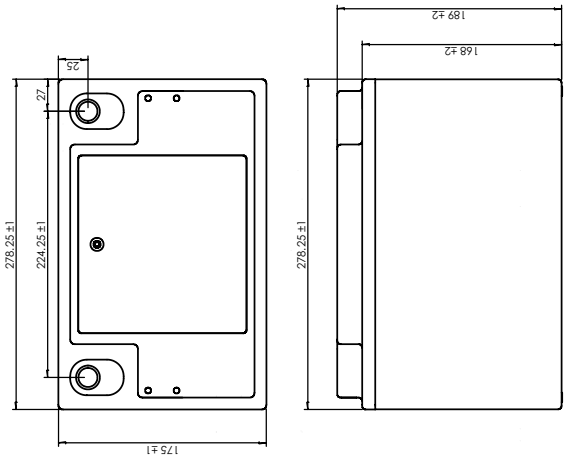
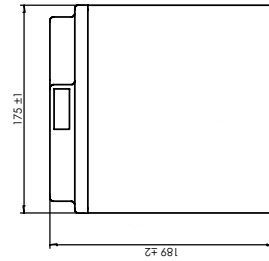
12V
Gel

Specifications

Nominal Voltage		12V	
Nominal Capacity		65 Ah	
Dimensions	Total Height	190 mm	7.48 inches
	(Inc. terminals)	- mm	n/a inches
	Length	278 mm	10.94 inches
	Width	175 mm	6.89 inches
	Weight	21.5 Kg	47.52 lbs

Characteristics

Capacity 20 °C (68 °F) To 1.7 volts	20 hour rate	74.5 Ah
	10 hour rate	65.2 Ah
	5 hour rate	58.8 Ah
	1 hour rate	50.4 Ah
	15 min rate	32.7 Ah
	Internal Resistance	5 mOhms
	Impedance	S
Capacity correction for Temperature Variations (C20)	40 °C (104 °F)	102%
	20 °C (68 °F)	100%
	0 °C (32 °F)	85%
	-15 °C (5 °F)	65%
Self-Discharge 20 °C (68 °F)	Capacity after 1 months storage	98%
	Capacity after 3 months storage	94%
	Capacity after 6 months storage	86%
Short Circuit Current 20 °C (68 °F)	2400	
Terminal	Standard	14mm Insert M6 thread
	Optional	Cu Flag
Charging (Constant Voltage)	Cyclic	2.35 - 2.40 VPC (20-25 °C)
	Float	2.27 - 2.30 VPC (15-25 °C)



Constant Power Discharge - Watts per Cell @20 °C

End V per Cell	5M	10M	15M	20M	25M	30M	35M	40M	45M	60M	90M	2 hr	3 hr	4 hr
1.85	275	219	183	160	144	129	120	112	105	88.4	64.5	50.1	34.4	26.9
1.80	288	245	208	178	155	138	128	119	112	91.8	65.3	50.6	34.9	27.2
1.75	304	264	225	193	167	147	134	123	116	94.2	65.9	50.7	35.1	27.3
1.70	324	282	238	201	171	151	135	125	117	95.3	66.8	51.5	35.6	27.7
1.65	355	295	247	205	174	151	137	126	117	96.3	67.2	-	-	-
1.60	378	304	252	206	176	153	139	127	118	97.0	68.2	-	-	-

Constant Amps Discharge - Amps @20 °C

End V per Cell	5M	10M	15M	20M	25M	30M	35M	40M	45M	60M	90M	2 hr	3 hr	4 hr	5 hr	8 hr	10 hr	12 hr	20 hr
1.85	148	117	97.4	85.2	76.4	68.2	63.0	59.0	55.0	46.1	33.4	25.8	17.6	13.7	11.4	7.49	6.08	5.23	3.47
1.80	157	133	113	96.1	82.8	73.9	68.2	62.8	58.9	48.2	34.1	26.2	18.0	14.0	11.5	7.66	6.26	5.41	3.60
1.75	168	145	123	105	89.9	79.1	71.5	65.5	61.4	49.6	34.5	26.4	18.1	14.1	11.6	7.76	6.33	5.44	3.62
1.70	180	156	131	110	92.7	81.3	72.8	66.8	62.1	50.4	35.0	26.9	18.5	14.3	11.8	7.90	6.52	5.60	3.73
1.65	199	164	136	112	94.8	82.0	73.9	67.5	62.7	51.0	35.3	-	-	-	-	-	-	-	-
1.60	212	169	139	113	95.9	83.0	75.0	68.0	63.2	51.5	35.9	-	-	-	-	-	-	-	-

Ampere Hour @20 °C

End V per Cell	2 hr	3 hr	4 hr	5 hr	8 hr	10 hr	12 hr	20 hr
1.85	51.7	52.9	54.9	56.8	59.9	60.8	62.7	69.5
1.80	52.4	53.9	55.8	57.6	61.3	62.6	64.9	72.0
1.75	52.7	54.4	56.2	58.1	62.1	63.3	65.2	72.4
1.70	53.7	55.4	57.1	58.8	63.2	65.2	67.2	74.5



UL Recognised
Component
MH28512

